

Let's celebrate the 100th Anniversary of Scouting this month! Learn about Lord Robert Baden-Powell, founder of the Scouting movement. Take an imaginary trip to the very first Scout camp on Brownsea Island. Learn how Scouting came to the United States and about the beginnings of Cub Scouting here. What famous Americans have been and are Scouts? Find people in your town or family who were Scouts and make a pack scrapbook of their memories. Learn how Scouts in other parts of the world are celebrating the 100th anniversary. Make a time capsule for the Cub Scouts in your town to open on Scouting's 200th birthday; be sure to document where the time capsule will be located.

PACK PLANNING

This will be a month of outdoor fun for Cub Scout families, culminating in an outdoor festival to celebrate the 100th birthday of Scouting worldwide. You might hold the festival at a park, playground, parking lot, or even a shopping center. Appoint the following committees:

Arrangements Committee. Secure a site for the festival and prepare booths and decorations as needed. Have a display area for the pack's memorabilia—old uniforms, photos of bygone pack activities, old Scouting literature, patches, awards, etc.

Program Committee. Coordinate games, skits, demonstrations, and family activities.

Refreshments Committee. Consider having treats of ice cream, watermelon, or even a family potluck.

Cleanup Committee. Dismantle booths and exhibits and police the area. Call on den families to help clean up.

If your Centenarian Festival is to be in a public area, you may want to invite the public to participate. If so, appoint a publicity committee to send news releases about the festival to local newspapers and radio stations and to set out posters advertising the event.

Some of the purposes of Cub Scouting developed through this month's theme include:

- **Personal Achievement.** Cub Scouts benefit from a sense of personal achievement as they develop skills that they can use throughout their lives.
- **Spiritual Growth.** The schedule for the first morning of the experimental camp at Brownsea Island included time for prayers. Boys are encouraged to talk with their parents to find out how they can practice their family's beliefs.

This theme is designed to promote character development by emphasizing these core values:

- **Respect.** Boys will learn to respect the past as they explore the origins of the Scouting movement.
- **Citizenship.** Cub Scouts experience citizenship as an integral part of the Scouting program—yesterday and today.

Pack Meeting

BEFORE THE MEETING

Hold the pack meeting outdoors. Committees arrive early to set up the festival area. Rope off an area for skits and demonstrations and set up tables to display items about the history of Scouting.

Take special care for the food service area. Be sure that there is adequate storage for any foods that need refrigeration. Ensure that adequate water or an alternate method is available for sanitation and thorough hand washing.

GATHERING

As families arrive, greeters welcome them and direct them to the activity areas. Give each person a name tag (perhaps in the shape of the famous campaign hat). Encourage all members to play the Famous Scouts Identification activity (2 AUG).

MAIN PART OF THE MEETING

Opening Ceremony

The Cubmaster gathers pack families together and says: "Today we are saluting the Boy Scouts of America for its 100th birthday. Let's do so in rousing fashion by giving the grand howl, the same salute that Scouts used 100 years ago."

Ask everyone to take their seats. Conduct the Century of Scouting Opening Ceremony (2 AUG) or choose another from *Cub Scout Ceremonies for Dens and Packs*.

Prayer

A Cub Scout steps forward to share the following prayer: "We give thanks that we are able to gather together in the spirit of Scouting. As we remember its founding, we hope we can find and learn lessons to help us be better Cub Scouts and good members of our families and society. Amen."

Icebreaker

Give the answers to the Famous Scouts Identification activity and lead an applause (3 AUG) for all who participated.

Welcome and Introductions

The Cubmaster welcomes everyone, thanks greeters and those who helped set up, and then introduces any special guests. The Cubmaster then gives an overview of the history of Boy Scouting worldwide (see the *Cub Scout Leader Book*).

Song

The pack song leader leads "Baden-Powell Founded Scouts" (*Cub Scout Songbook*). Or choose an alternate, familiar song that most families will be able to join in singing.

Den Demonstrations

The Cubmaster announces the location for each of the den demonstration

areas. Invite everyone to visit each of the dens. Set a time limit for participants to visit the booths and then regather for the recognition ceremony.

Game

If games aren't included in den demonstration areas, play *Siege of Mafeking* (3 AUG).

Recognition

Use the Baden-Powell Advancement Ceremony (below) or one from *Cub Scout Ceremonies for Dens and Packs*.

Announcements

Announce the date, time, and place of the September pack meeting. Remind den leaders to report their den's attendance at this month's pack meeting so that it can be recorded for the National Summertime Pack Award. Invite every-

one to stay for refreshments and/or a picnic, if appropriate.

Cubmaster's Minute

The Cubmaster delivers the Closing Thought from Lord Baden-Powell (3 AUG).

Closing

Use the Light for Our Flag Closing Ceremony (3 AUG) or choose another from *Cub Scout Ceremonies for Dens and Packs*.

Cubmaster Corner

TRADITIONS

Traditions are important in Cub Scouting. If your pack already has some traditions, you'll want to continue to incorporate them into your yearly calendar. If your pack hasn't established any traditions, consider what type of activities the boys and families in your pack particularly enjoy and would like to do every year. Would you like to hold a family picnic every year? Do you have families sign up to bring refreshments to pack meetings? Is there an event that you want to participate in such as a local Scouting show? And don't forget about the pinewood derby, raingutter regatta, Cubmobile derby, or space derby. Do you hold these events at a particular time of year? Traditional activities become a focal point for younger brothers—they can't wait to run their own pinewood derby car!

Ceremonies, Games, Songs, Stunts

GATHERING ACTIVITY: FAMOUS SCOUTS IDENTIFICATION

Give pack members sheets with these descriptions. The challenge is to identify which famous Scout it describes.

1. Eagle Scout who became president of the United States. (*Gerald Ford*)
2. Won seven gold medals in swimming in the Olympics. (*Mark Spitz*)
3. Baseball superstar who hit 755 home runs. (*Hank Aaron*)
4. Eagle Scout who was first man on the moon. (*Neil Armstrong*)
5. Actor who won an Oscar for his last movie "On Golden Pond." (*Henry Fonda*)
6. Founded Boy Scouts in England. (*Lord Robert Baden-Powell*)
7. Writer, illustrator, and outdoorsman who helped found the BSA. (*Daniel Beard*)
8. Handicapped lawyer who helped BSA in its early years. (*James West*)
9. Naturalist, author, illustrator, and primary author of the first handbook for boys in 1911. (*Ernest Seton*)

If your Cubmaster is an Eagle Scout, add his description.

OPENING CEREMONY: CENTURY OF SCOUTING

Materials: Prepare posters or cutouts shaped like a campaign hat with one of the letters of CENTURY on each one. Boys read the statements on the back as they hold up their letter for all to see.

C—CUB Scouting, our program of fun and knowledge.

E—EXCITED is how we all feel about the activities we do in Cub Scouting.

N—We're always looking forward to the NEXT activity.

T—We're THANKFUL for our leaders.

U—It's UP to us to do our best.

R—All of us will work to earn our RANKS.

Y—100 YEARS strong, and many more to go.

ALL: Let us salute the flag of our country as we say the Pledge of Allegiance. Then please join us in the Law of the Pack.

ADVANCEMENT CEREMONY: BADEN-POWELL ADVANCEMENT

CUBMASTER: Tonight we're celebrating the birthday of Scouting. Many of you know that Scouting started in England in 1907 when Lord Rob-

ert Baden-Powell took seven boys to Brownsea Island for a camping experiment. But the roots go even farther back than that.

In 1899, Baden-Powell was a colonel in the British Army fighting the Dutch Boers in South Africa. Colonel Baden-Powell was in charge of a town called Mafeking, which was under siege by the Boers. The Boers shelled the town every day except Sundays. When that happened, everyone had to hide in trenches until the shelling stopped. Baden-Powell noticed that the last ones into the trenches and the first ones out were the young boys. He needed to keep these young lads from doing risky things and getting wounded. So he organized them into a Boys Corps. They ran messages from headquarters to the troops and citizens, and they practiced Army Scouting skills. This helped him enforce discipline on them in a way that they could accept.

The food was running out; the Boer force was 10 times the size of the British force, but Baden-Powell used his cunning to hold the town for 217 days until British reinforcements could arrive and rescue the town from the Boers. When he returned to England, he found himself a national hero; a small book he had written for the Army, *Aids to Scouting*,

was being used by British boys to play Scouting games. He remembered those boys in Mafeking and what his Boys Corps did for them. He rewrote his book into *Scouting for Boys* in 1908, and Boy Scouting was born.

Tonight we are continuing the tradition Baden-Powell started at Mafeking. When the boys in Mafeking learned their scouting skills, they were rewarded with a promotion in rank. So, too, do Cub Scouts, after showing their abilities in certain skills, earn their ranks of Bobcat, Tiger Cub, Wolf, Bear, and Webelos. Would the following Scouts and their parents please step forward? (*Read names of everyone receiving rank advancement, then those receiving any other awards.*) You have learned new skills and have shown yourselves ready for promotion. Wear your new rank proudly, like all Scouts have for the past 100 years. (*Read the name and award given, exchange the Cub Scout salute, and then present the badge to the parent or guardian to present to the boy.*)

GAMES

Siege of Mafeking

Materials: Soccer ball

Just as Lord Baden-Powell defended Mafeking, boys who are defenders try to keep the ball away from the center circle. Divide Cub Scouts into two teams, the attackers and the defenders. The defenders form a circle holding hands and facing outward; one boy acts as Lord Baden-Powell, who stands in the center.

The attackers surround Mafeking and try to kick the soccer ball inside the circle. The center boy may catch it in the air and throw it out; but if the ball touches the ground inside the circle, Mafeking has been captured. Teams change places, and the attackers become the defenders. They select a boy to serve as Lord Baden-Powell.

Mowgli Tag

Outline a playing area 20 ft. square. Make a small circle in the center. “Mowgli” sits in the middle of the circle. “Bagheera” guards Mowgli. The rest of the players are “Shere Khan.” They try to tag Mowgli without being tagged themselves. If they are tagged, they are

out of the game until the next round. Anyone who touches Mowgli without being tagged becomes Bagheera and Bagheera becomes Mowgli, making it a new round.

CUBMASTER’S MINUTE: CLOSING THOUGHT FROM LORD BADEN-POWELL

“I often think that, when the sun goes down, the world is hidden by a big blanket from the light of heaven, but the stars are little holes pierced in that blanket by those who have done good deeds in this world. The stars are not all the same size, some are big, some are little, and some men have done small deeds but they have made their hole in the blanket by doing good before they went to heaven. Try and make your hole in the blanket by good work while you are on earth. It is something to *be* good, but it is far better to *do* good.”

CLOSING CEREMONY: LIGHT FOR OUR FLAG

Personnel: Cub Scouts with flashlights

Equipment: Flag on an outdoor pole where possible, or standing upright

Pack families gather around the flag at twilight. A den chief calls Cub Scouts (with flashlights) forward. Boys form a tight circle around the flag. On a signal, one boy shines his light on the flag.

DEN CHIEF: This is our flag. As the world dims around us in twilight, we show respect by shining our light upon our flag. (*The next boy in line shines his flashlight on the flag, and each subsequent boy lights his flashlight one at a time.*)

DEN CHIEF (when all flashlights are lit): We celebrate many things tonight. Each Cub Scout has helped the light grow as we honor our flag, as each Cub Scout helps the pack grow. Please join with me now as we sing “Taps.”

APPLAUSES

Baden-Powell Applause. Stand with hands behind back in parade rest position. Smile and then nod head as if saying “Yes.”

DYB Applause. All together, on a signal from the leader, say “Dyb, dyb.” (Stands for Do Your Best!)

Stamp of Approval. Stamp the floor with right foot (three times only!).

Good Job Applause. Divide the group in half. As you point to one side, they say “GREAT” and when you point to the other side, they say “GOING.” Vary the speed and direction you point.

STORYTELLING

Lord Baden-Powell was a great storyteller, and stories were a highlight at the campfire program each night at that first Scouting camp on Brownsea Island. Ask a leader to retell the story of Mowgli, which can be found in the *Cub Scout Leader Book* and in each of the boys’ handbooks.

It’s always interesting and entertaining to listen to someone tell a story. To be effective, practice until you feel comfortable, and then try telling the story without any prompts.

OUTDOOR COOKING IS FUN

To have a fun, effective outdoor cook-out, the pack leadership may streamline some preparations, such as precooking food items before the event. Cub Scouts will enjoy making their own meal and will learn valuable lessons in sanitation and food preparation. They’ll also learn that good things come after a solid effort.

The *Cub Scout Leader How-To Book* has outdoor cooking ideas. Choose a location with several barbeque pits to use for charcoal fires. Ample picnic table areas will be another factor to consider when choosing a location for the pack outdoor cooking event.

PARENT AND SON CAKE AUCTION

Hold a parent and son cake auction at the pack meeting. The boys and parents bake and decorate a cake together and then bring them to the pack meeting, where they are auctioned off. The money goes to the pack fund.

Remind parents that their role is to help the Cub Scout only when necessary; let him do most of the work.

The *Cub Scout Leader How To Book* has ideas on how to run a fun family cake bake, complete with rules, guidelines and judging hints.

August Pack Program Page: A Century of Scouting

ACADEMICS AND SPORTS PROGRAM

Academics

Geography. Families often take trips during the summer. This is a good time for boys to become familiar with the area and landforms that they will see on any trips.

Sports

Badminton. This game can be set up in the backyard, or use a preset court in a park. It is a game of skill, cunning, and large range of motion.

FAMILY ACTIVITY

What fun your family can have this month! How about going camping as a family? You could go on a camping trip or even camp in your own backyard. Get everyone in the family involved in the planning and setting up. If camping in the backyard, make the house off limits. That will mean that all cooking needs to be done outside, too! See the section “Enjoying Family Fun” in *Cub Scouting’s BSA Family Activity Book*.

DID YOU KNOW?

The Founding of Scouting

At 8:00 in the morning on the 1st of August, 1907, Scouting’s founder Lord Robert Baden-Powell blew on a kudu horn to open his experimental camp on Brownsea Island for boys from a wide range of social backgrounds in Britain. This moment has been declared by the World Scout Committee to be the founding of Scouting. August 1st is also a special day to be celebrated around the world. It is the day to “join hands” for a tribute to the past achievements and the future of Scouting.

GOOD TURN FOR AMERICA


Getting children ready to go back to school can be expensive and difficult for families that are struggling financially. Consider holding a Back-to-School Supply Drive. Make phone calls to shelters, local school districts, and other agencies that could use this type of help. Deliver flyers to each family in the neighborhood explaining the purpose of the drive and a list of items needed, such as paper, pencils, erasers, notebooks, etc. Families don’t need to have Cub Scouts in order to participate; send flyers to everyone. Hold the drive early in the month and then deliver the supplies to the agency.



BSA RESOURCES

HIGHLIGHT

Guide to Safe Scouting. Consult this booklet before planning field trips, camping for the pack, and most other activities. Policies and guidelines of the Boy Scouts of America are outlined here for everyone’s safety. The latest version is always available on the Internet at www.scouting.org/pubs/gss/index.html.



At 8:00 in the morning on the 1st of August, 1907, Scouting’s founder Lord Robert Baden-Powell blew on a kudu horn to open his experimental camp on Brownsea Island for boys from a wide range of social backgrounds in Britain. This moment has been declared by the World Scout Committee to be the founding of Scouting. August 1st is also a special day to be celebrated around the world. It is the day to “join hands” for a tribute to the past achievements and the future of Scouting.

PACK LEADERS’

PLANNING MEETING

Pack adult leaders meet one to two weeks before the pack meeting to finalize plans. Make sure each den has an important part.

Check the final details for the pack outdoor activity. Items such as reserva-

tions for the facility and any permits that are needed should be checked.

Coordinate with families so that they know what they should bring to contribute.

Determine games and activities that will be played at the pack meeting.

Conduct unit leadership enhancement 7, “Membership.” Take the opportunity to evaluate current membership and plan for fall recruiting. Now is the time to contact your school to make arrangements for promoting Cub Scouting at the beginning of the school year. Choose a topic for next month’s discussion. See the *Cub Scout Leader Book* for detailed outlines.

LOOKING AHEAD

A special focus this month will be preparing for incoming families. Arrange for their welcoming with the pack yearly calendar of events and verify their addresses (e-mail) so they receive the newsletter.

Obtain district and council training calendars. Make sure all leaders know the dates of roundtable, pow wow, BALOO (Basic Adult Leader Outdoor Orientation), and any other supplemental training opportunities.

OUTDOOR IDEAS

FOR EVERYONE

Tiger Cubs. Play baseball.

Wolf Cub Scouts. Go swimming outdoors.

Bear Cub Scouts. Play volleyball outdoors.

Webelos Scouts. Visit a local Boy Scout troop during their time at Boy Scout summer camp.

A Century of Scouting: Tiger Cub Den Meetings

Each Tiger Cub and his adult partner should attend all meetings as a team.
Dens may meet in the evenings or on weekends.

WHEN	FIRST WEEK	SECOND WEEK	THIRD WEEK	FOURTH WEEK
<p>The Tiger Cub den leader shares leadership with a Tiger Cub adult partner. This team should review plans before each meeting and check equipment needed.</p>				
BEFORE THE MEETING STARTS	Prepare objects for the 100 Guess Game (6 AUG); have U.S. flag, materials for Cub Scout Memory Books (6 AUG).	Have materials for Bagheera's Eyes (6 AUG).	Call the Go See It destination to confirm arrangements, times, fees, etc.	If needed, host team writes a thank-you note to the destination of last week's Go See It.
<p>Den leader may collect dues. Den leader checks boys' books for completed advancement requirements and records them on Den Advancement Chart. Boys record own advancement on den doodle, if den has one.</p>				
GATHERING	Tiger Cubs and adult partners play the 100 Guess Game.	Gather outside; Tiger Cub teams prepare items for Bagheera's Eyes (6 AUG).		
OPENING	One Tiger Cub team leads the Flag Years Opening (6 AUG).	Den leader before boys. Each boy in turn comes up to give him/her the Cub Scout handshake. Alternate with adult partners.		
SHARE	Den leader gives the answers to the 100 Guess Game. Talk about the history of Scouting, who Robert Baden-Powell was, and what boys think life was like 100 years ago.	Play Bagheera's Eyes. Play Tell It Like It Isn't (<i>Tiger Cub Handbook, Achievement 4D</i>).	GO SEE IT: Go to park and take a hike (<i>Achievement 5G</i>).	<p>Participate in the monthly pack meeting by sharing a Tiger Cub song from the <i>Cub Scout Songbook</i> and information about the den's Go See It.</p> <p>Tiger Cubs and adult partners sign the thank-you note.</p>
DISCOVER	Make Cub Scout Memory Books (<i>Achievement 1D</i>).	Discuss the importance of sunscreen (<i>Elective 29</i>).	At the end of the trip, lead a reflecting discussion with boys and adult partners about their outing.	
SEARCH	Discuss the options for a Go See It this month. Boys decide on a song from the <i>Cub Scout Songbook</i> to sing at the pack meeting.	Review the details for the Go See It next week. Practice the song that the Tiger Cub teams will share at the pack meeting, or use the Hiking Scouting Style skit (6 AUG).	A totem bead may be presented for participation in and completion of <i>Achievement 5G</i> .	
CLOSING	Explain Bagheera's Eyes (6 AUG) and tell Tiger Cub partners to assemble items and bring to the meeting next week. Sing "Tiger Cub Taps" (<i>Cub Scout Songbook</i>).	Den leader shares the 100 Years Closing Thought (6 AUG).		
<p>This month's shared leadership team reviews the meeting. The den leader should meet briefly with the Tiger Cub and adult partner who will share leadership at the next den meeting.</p>				
AFTER THE MEETING	Den leader files tour permit with local council service center for Go See It.	Talk to the Tiger Cub team in charge of next month. Offer resources or ideas as needed.	Den leader fills out den advancement report for the pack leaders' meeting.	Den leader mails the thank-you note.

CHECK WITH YOUR PACK TRAINER OR CUBMASTER FOR ROUNDTABLE DATES AND OTHER TRAINING OPPORTUNITIES.

Tiger Cub Den Activities

Tiger Cubs and their adult partners are just learning the history of the Boy Scouts of America and about the world brotherhood of Scouting. The story of the first 100 years of Scouting comes to a close, but these Tiger Cubs are at the beginning of the next 100 years. A good place to begin is to have a place to keep records and memorabilia of their time and activities, and the Cub Scout Memory Book will serve them well.

Summer is a good time to get out and about—ride a bike in the sun and get outside in the fresh air. The Tiger Cub and his family can participate in biking and fulfill Electives 37 and 38 as they explore the joy of riding and the responsibility of keeping a bike in good working order. Happy biking trails!

OPENING CEREMONY: FLAG YEARS

DEN LEADER: Our country is more than 230 years old. Scouting is 100 years old. Join with me in showing respect for our country as we pledge allegiance to our flag.

CUB SCOUT MEMORY BOOK (Achievement 1D)

Boys can use this book to keep their Scouting memories—photos, certificates, awards, patches, advancement cards, etc.—safe for future enjoyment.

Materials: Two 9-by-12-in. pieces of ¼-in plywood, three 2-in. metal rings, three-hole punched paper, hand drill and bit, paints, decals, varnish

Drill holes in both pieces of wood 1-in. from the top and bottom and ½ in. from the side. The third hole is halfway between (holes should match up to three-hole punched paper). Sand the front and back. Paint and decorate as desired with acrylic paints or decals. Varnish; let dry. Insert rings through holes to hold book together. Add paper and then clasp the rings together.

CLOSING THOUGHT: 100 YEARS

One hundred years is a long time. Scouting started as an idea in England with one man, and it grew and grew. We

Encourage Cub Scouts to maintain the Memory Book. It will be a nice addition to display at their Eagle award ceremony in several years.

have a chance to make a mark now that will be remembered and important 100 years from today. Let's make sure it is one that will make us proud.

GAMES

Wind the Clock

Speaking of time and past years, here's a good game to reinforce the meaning of clockwise.

Draw a circle 1 ft. in diameter. Boys assume a position where one hand is in the center of the circle and their body is stretched out straight out. The object is to move their feet in a clockwise motion, while maintaining the hand in the center. Continue until they have gone the whole way around the circle and their feet are in the same place they started.

100 Guess Game

Materials: Prepare in advance at least three containers with different numbers of items in them: one with 80, one with 100, and one with 120 items. Items will show well in a mason jar. The items may be beans, rocks, pinecones, jelly beans, or whatever will fit in your container. Boys and adult partners guess how many items are in each container—which one has 80, which has 100, and which has 120.

Bagheera's Eyes

Divide the group into two teams. Give each team (or teams bring their own) a dozen or more common articles, such as balls, cotton balls, neckerchief, toy truck, boy handbook, paperclip, etc. Each team goes to one side of the room and arranges their items on the floor any way they want. Items may be placed with 6 to 12 in. between them.

On a sheet of paper, the leader notes the position of each item for each team.

Teams then go to the other team's arrangement and looks at it for one minute. The team then gathers up all the items, goes back to its original side of the room, and places the items in the same positions they found them. The team with the most items placed properly wins.

SKIT: HIKING SCOUTING STYLE

DEN LEADER: Okay, guys. Is everybody ready to go hiking? (*Tiger Cubs start hiking up their socks and pants or shorts, then helping their adult partner do the same.*)

DEN LEADER: What are you guys doing? I said hiking! Are you ready to go hiking?

TIGER CUB 1: Yes, we're all hiking up our socks and pants, just like you said.

DEN LEADER: Oh no, not that. We're going to *do* hiking—the activity!

TIGER CUB 2: Oh, okay. (*His adult partner hands him the football, and they assume the bent over football "hike" position.*) Hike one, hike two, hike three!

DEN LEADER: Hold on here, we're talking about hiking, not football.

(*TIGER CUB 3 walks by with a crown on his head.*)

TIGER CUB 4: Hi, King!

DEN LEADER: That's not quite it, either. Let's all go hiking—on a trail!

ALL BOYS: Oh, *hiking.* (*All boys pull out hiking sticks and form a line behind the den leader and walk off singing "The Happy Wanderer" [Cub Scout Song-book].*)

A Century of Scouting: Wolf Den Meetings

Dens may meet after school, in the evenings, or on weekends.
Review the theme pages before planning den meetings.

WHEN	FIRST WEEK	SECOND WEEK	THIRD WEEK	FOURTH WEEK
Den leader, den chief, and denner review plans before each meeting and check equipment needed.				
BEFORE THE MEETING STARTS	Have materials for Hiker Ready Neckerchief Slides (8 AUG), object to hide for Clap In, Clap Out (8 AUG).	Prepare for Tree Hide and Seek (8 AUG); have supplies for Scouting Concentration (8 AUG) and for making outdoor cooking utensils (<i>Cub Scout Leader How-To Book</i>).	Call the destination of your field trip to confirm arrangements, times, fees, etc.	Denner writes thank-you note to last week's destination. Have supplies for cooking outside and items for Kim's Game (8 AUG); prepare bottle for Time Capsule (8 AUG).
Den leader collects dues				
WHILE CUB SCOUTS GATHER	Boys gather outdoors. Give each boy paper and pencil (or charcoal) and let them make a sketch of the area (<i>Elective 12a</i>).	Collect permission slips. Boys play Scouting Concentration.	Collect permission slips. Discuss field trip and behavior expectations.	Boys sign thank-you note. Den chief leads Kim's Game, using Boy Scout camping items. This can be done outdoors as the cooking fire is prepared.
OPENING	Boys gather around the den flag and say the Cub Scout Promise.	Boys form a semicircle around the flag; denner leads the Pledge of Allegiance.		Sing "America" (<i>Elective 11a</i>).
Den leader checks boys' books for completed achievements and electives and records them on Den Advancement Charts. Boys record own advancement on den doodle, if den has one.				
BUSINESS ITEMS	Introduce the story of Lord Baden-Powell and how the Boy Scouts of America was founded. Gather suggestions from boys for items to put in a Time Capsule (8 AUG).	Collect items Cub Scouts have assembled for the Time Capsule. Remind them to bring any additional items to the meeting in two weeks.		Boys assemble a Time Capsule using the items they have brought. Cub Scouts select a date to leave instructions for their Time Capsule to be opened. Plan and practice how to show this at the pack meeting.
ACTIVITY	Play Clap In, Clap Out. Make Hiker Ready Neckerchief Slides.	Play Tree Hide and Seek. Make an outdoor cooking utensil for use in two weeks (see <i>Cub Scout Leader How-To Book</i>).	Visit a historical museum. At the end of the trip, lead a reflecting discussion with boys about their outing.	Do some outdoor cooking. Make Banana Boats or another treat (see the <i>Cub Scout Leader How-To Book</i> for recipes and hints).
CLOSING	Sing "Baden-Powell" (<i>Cub Scout Songbook</i>). Send home permission slips for field trip during the third week.	Boys shout out their den yell.		Cub Scouts lead the grand howl in honor of the den chief.
Denner supervises putting away equipment. Den leader, den chief, and denner review the meeting and check details for the next meeting.				
AFTER THE MEETING	Den leader files local tour permit with council service center for third week field trip.	Discuss with den chief his presentation of Kim's game in two weeks.	Den leader fills out den advancement report for the pack leaders' meeting.	Den leader mails thank-you note

CHECK WITH YOUR PACK TRAINER OR CUBMASTER
FOR ROUNDTABLE DATES AND OTHER TRAINING OPPORTUNITIES.

Wolf Den Activities

Cooking, knots, Games. All these activities have a purpose. Start the month off with an outdoor excursion and have Cub Scouts draw their surroundings. Lord Baden-Powell was an enthusiastic artist, and this is a great start to a month of introduction to the history of Scouting and information about the founder. Follow with preparing for a fun outdoor cooking experience by making some simple outdoor cooking tools out of coat hangers and clothespins; then have a feast at the last meeting of the month.

Encourage Cub Scout families to work on additional achievements and electives that support this theme such as:

- *Achievement 11c*, “Duty to God”: Robert Baden-Powell knew that prayer was important so he made time for it in the daily schedule while on Brownsea Island. Work together as a family to determine how your schedules will make time for religious practices.
- *Elective 12*, “Be an Artist”: Boys can take advantage of additional opportunities to keep exploring their artistic skills.
- *Elective 18f*, “Outdoor Adventure”: Cub Scouts need to record when they take part in two summertime pack events with the den.

GAMES

Scouting Concentration

Materials: Enlarged pictures attached to cardstock to make a game of concentration. You’ll need two cards of each picture.

Directions: Mix up the pictures and lay them out facedown onto the floor or post them on a wall. The first boy turns one card over. Now, have him turn over a second card. If the two pictures match, remove the pictures and have him hold onto them. He now gets another turn. If they don’t match, the next boy turns over two cards. Keep playing until all the sets are matched.

Appropriate pictures to use can be found in *Cub Scout Ceremonies for Dens and Packs* (“Scouting Clip Art to Use in Ceremonies”), as well as online at www.scouting.org/identity.

Kim’s Game

Robert Baden-Powell got his idea for Kim’s Game from the novel *Kim* by Rudyard Kipling. Kim is an orphaned son of an Irish soldier in India being trained to work for the British Secret Service. This is the way B-P tells how it was done, “Lugan, his trainer, began by showing Kim a tray full of precious stones of different kinds. He let him look at it for a minute, and then covered it with a cloth, and asked him to state how many stones and what sort they were. At first, Kim found he could only remember a few, and could not describe them very accurately. But with practice he soon got to remember them all quite well.”

The *Cub Scout Leader How-To-Book* has suggestions on how to play this game.

Clap In, Clap Out

Materials: An object to hide (a tennis ball or object similar in size works well)

Baden-Powell taught boys to be aware of their surroundings. This game helps boys listen and respond to the clapping.

One person is selected to leave the room. An object is hidden. The person returns to try to find the object while the group claps. The closer he is to the object, the louder the clapping. The farther from the object the more quiet the clapping.

TREE HIDE AND SEEK

Materials: Leaf from a tree or bush

Select a leaf from a tree or bush in an outdoor area. On a signal, hold the leaf up and challenge the Cub Scouts to run to the “flora” that it represents. When everyone has gathered at the tree/shrub, explain that *flora* is the term that refers to growing things in our environment.

HIKER READY

NECKERCHIEF SLIDE

Materials: Film canisters, moleskin, adhesive bandages, alcohol wipes, chenille stem cut into 4-in. lengths, hole punch, awl

Use the awl to punch two holes in the back of the film canister and insert the chenille stem. Bring around the back and then fold over, leaving a ¼-in. gap. (This is where the neckerchief falls

through.) Fill the film canister with the moleskin pieces, adhesive bandages, and alcohol wipes. The boys now have a kit to repair foot sores when hiking.

TIME CAPSULE

Materials: Empty 2-liter bottle, small objects supplied by Cub Scouts, duct tape

Slice off the bottom section of the 2-liter bottle. Boys place their time capsule items inside. Place inside it a 3-by-5 card that says: “Cub Scout Den [number] made this on [date].” Securely tape another card on the outside of the bottle that says “Do not open until [date].”

Replace the bottom and seal your Time Capsule with duct tape.

Time capsules are often buried in the ground to be retrieved later. You may choose to bury it on the grounds of your meeting place, your local school, your chartered organization, or a local building site. Or place it securely with pack materials in storage. Be sure to get permission first and make a notation in your pack’s records for the next generation of Cub Scouts to find it.

Any birthdays? Check the boys’ applications and be sure you know the birthday of each boy and be sure to celebrate and sing “Happy Birthday” during the meeting closest to his special day.

A Century of Scouting: Bear Den Meetings

Dens may meet after school, in the evenings, or on weekends.
Review the theme pages before planning den meetings.

WHEN	FIRST WEEK	SECOND WEEK	THIRD WEEK	FOURTH WEEK
Den leader, den chief, and denner review plans before each meeting and check equipment needed.				
BEFORE THE MEETING STARTS	Make clay or dough (see <i>Cub Scout Leader How-To-Book</i>); have U.S. flag, 2-ft. lengths of rope for each boy, materials for Kaa Neckerchief Slides (10 AUG) and Brownsea Island Journals (10 AUG).	Have markers to finish Kaa Neckerchief Slides, materials for Spider Web (<i>Cub Scout Leader How-To Book</i>).	Call the destination of your field trip to confirm arrangements, times, fees, etc.	Denner writes thank-you note to last week's destination. Prepare a cooking fire with charcoal and have food supplies for Cookout Recipes (10 AUG); have equipment for Sports Day games (<i>Bear Handbook</i>).
Den leader collects dues				
WHILE CUB SCOUTS GATHER	Boys make Kaa Neckerchief Slides (<i>Elective 9a</i>).	Collect permission slips. Boys add details to Kaa Neckerchief Slides with markers.	Collect permission slips. Review the purposes of a library, such as to provide quiet study areas, to loan books, to be a resource for information.	Boys sign thank-you note. The last day on Brownsea Island was Sports Day. Choose two games from <i>Achievement 15a</i> and play them.
OPENING	Conduct the Red, White, and Blue Opening (10 AUG).	Sing "Baden-Powell Founded Scouts" (<i>Cub Scout Songbook</i>).		Denner leads the Law of the Pack.
Den leader checks boys' books for completed achievements and electives and records them on Den Advancement Charts. Boys record own advancement on den doodle, if den has one.				
BUSINESS ITEMS	Den leader explains who Lord Baden-Powell was and why he is important to Boy Scouting. Make Brownsea Island Journals for boys to record activities. Discuss the cookout in three weeks.	Cubs Scouts write a short journal entry about their activities today. Have invited guest talk for 10 to 15 minutes about what Scouting was like for him growing up (<i>Achievement 8b</i>).	Visit a library (<i>Achievement 8a</i>).	Remind boys about the details of the pack meeting this month. Review the den contribution and assign tasks for boys to learn as part of the skit, song, or description of your field trip.
ACTIVITY	Teach Cub Scouts the knots they don't know yet from <i>Achievement 22b</i> . Hold this part of the meeting outdoors and have boys do physical fitness activities (<i>Achievement 16a</i>).	Go outdoors and play Spider Web. Follow the game with a Character Connection on Respect (10 AUG).	Encourage boys to complete <i>Achievement 5e</i> (find out about an animal that has become extinct in the past 100 years) or do research on another topic.	On Brownsea Island the boys learned to cook. Make Stick Bread (10 AUG). Have a cookout (<i>Achievement 9g</i>).
CLOSING	Cub Scouts sing "Taps" (<i>Cub Scout Songbook</i>). Send home permission slips for the field trip during third week.	Perform the grand howl (<i>Cub Scout Ceremonies for Dens and Packs</i>).	At the end of the trip, lead a reflecting discussion with boys about their outing.	Den leader leads boys in Baden-Powell Cheer (10 AUG). Boys give Cub Scout sign and then say Cub Scout motto.
Denner supervises putting away equipment. Den leader, den chief, and denner review the meeting and check details for the next meeting.				
AFTER THE MEETING	Den leader files local tour permit with council service center for third week field trip.		Den leader fills out den advancement report for the pack leaders' meeting.	Den leader mails thank-you note.
CHECK WITH YOUR PACK TRAINER OR CUBMASTER FOR ROUNDTABLE DATES AND OTHER TRAINING OPPORTUNITIES.				

Bear Den Activities

The outdoors was a special place 100 years ago, as it is today. Cub Scouts will try bits and pieces of activities boys did on Brownsea Island—the place where Lord Robert Baden-Powell took 22 boys for an experimental Scout camp in August 1907.

Encourage Cub Scout families to work on additional achievements and electives that support this theme such as:

- *Achievement 4c*, “Tall Tales”: A favorite part of the experimental camp was listening to Baden-Powell tell stories. Boys can read two folklore stories at home and tell their favorite one to the members of the den.
- *Achievement 12a*, “Family Outdoor Adventures”: Families can create their own Brownsea Island camping experience.
- *Elective 9c*, “Art”: Baden-Powell was a very good artist; boys can find a favorite outdoor location and re-create it in painting.

BROWNSEA ISLAND JOURNAL (Achievement 8f)

Materials: Prepunched white paper, yarn

We know what happened at Brownsea Island because Baden-Powell kept a journal of the activities there. This is how history is recorded—someone takes the time to observe and write it down. *Achievement 8f* asks Cub Scouts to record their own history by keeping a journal for two weeks. Give boys plain white paper with holes punched in the sides. They can tie it with yarn and make a small binder. To add stability, boys could make the front and back sheets out of cardstock (easily purchased at most copy stores).

RED, WHITE, AND BLUE OPENING

(Achievement 3f)

As the boys prepare to salute the flag, a Cub Scout reads the following:

There are many flags in many lands;
There are flags of every hue.
But there is no flag, however grand,
Like our own red, white, and blue.

CHARACTER CONNECTION: RESPECT

Play Spider Web (see the *Cub Scout Leader How-To Book*). After boys play, the den leader leads them in a reflection. Tell the boys that there are no “wrong” or “right” answers. Everyone should feel free to answer the questions without being teased.

- What did you learn about each other during this game? Now that you know a little more about each other do you think you will have more respect for the feelings and opinions of others?
- How did the game make you feel when it was your turn to answer


questions? Were you afraid that others might make fun of you?

- What can you do to make others feel comfortable about sharing things about themselves?

KAA NECKERCHIEF SLIDE

Materials: Modeling clay or dough (see the *Cub Scout Leader How-To-Book* for recipes), ¾-in. dowel, vegetable oil, markers

Roll about 2 T. of clay into an 8-in.-long rope. Coil the rope around a ¾-in. dowel



that has a light coating of vegetable oil on it. Flatten the head and make a point on the tail. When dry, remove from the dowel and decorate with markers.

BADEN-POWELL CHEER

B-P, B-P, he's the one.
Founded Boy Scouts.
Job well done!

COOKOUT RECIPES

These recipes are for treats cooked over hot coals. Prepare the charcoal fire approximately 30 to 40 minutes before the cooking activity. Review safe practices around a campfire or cooking fire:

- Tie loose hair back.
- No horseplay.
- Never toss sticks about.
- Watch out for loose clothing.

Bac-O-Cheese Dogs

Materials: Hot dogs, small slices of cheese, strips of uncooked bacon, two toothpicks for each hot dog


Cut hot dog lengthwise (don't cut completely through). Fill cut on hot dog with small slices of cheese. Close hot dog around the cheese. Wrap bacon strip around each hot dog and cheese. Insert

toothpicks into each end to keep closed. Push hot dog onto hot dog stick and roast over a fire until desired doneness.

Stick Bread

Materials: “Refrigerator” biscuit dough, or prepare biscuit mix to a very stiff consistency.

Heat stick, flour it, and then wind dough like a ribbon, spiraling down the stick. Keep a small space between the twists. Cook by holding about 6 in. from coals at first so the inside will bake; then brown by holding nearer to the coals. Turn continually. Bread will slip off easily when done.



Fruit Kabobs

Materials: Fruits (such as sliced bananas, pineapple chunks, apple slices, and cherries without pits), large marshmallows

Slide fruit and marshmallows onto skewers. If you use banana or apples, immerse in pineapple juice to keep them from turning brown. Toast over a fire until marshmallows are golden brown.

Baked Apple

Materials: One apple, 1 T. raisins, 1 T. brown sugar, dash of cinnamon, apple corer

Core each apple and place on a piece of buttered heavy-duty foil, about 10 in. square. Fill hole with raisins, brown sugar, and cinnamon. Wrap foil around apple. Twist ends. Bake in hot coals about 25 to 30 minutes.